



FrameMaker - Authoring Structured Documents

Who should attend this course:	Anyone who needs to create documents using FrameMaker (Structured). Also helpful for those, such as structured template designers and SGML/XML application developers, who need a basic working knowledge of the FrameMaker Structured authoring environment.
Pre-Requisites:	This class assumes no prior experience with FrameMaker products. Basic computer literacy is assumed.
Course Content:	This class teaches you how to author structured documents using FrameMaker (Structured). It describes how to work with a structured template to edit existing documents or create new documents from scratch.
Length:	Classroom: 2 days Virtual: 8 x 2 hours
Topics:	<ul style="list-style-type: none">• Starting FrameMaker (Structured) and setting up your working environment.• Opening, printing, saving and closing documents• Adding new text as well as editing or deleting existing text.• Using the Frame clipboard to do cut, copy, paste and clear operations.• Using the Element Catalog to guide your authoring.• Using the Structure View and Element Catalog to manipulate elements.• Working with an element's attributes.• Adding structured cross references, variables, footnotes or anchored frames to a document.• Working with structured tables.• Working with structured books.• Validating a structured document and correcting any errors that might occur in the structure




FrameMaker - Formatting Structured Documents

Who should attend this course:	Application developers responsible for defining templates and format rules for structured documents and end-users who, in some cases, need to override automatic format rules in structured documents.
Pre-Requisites:	The <i>Authoring Structured Documents</i> training course or a good working knowledge of the FrameMaker (Structured) authoring environment.
Course Content:	This course covers the basics of formatting FrameMaker (Structured) documents for users with no previous FrameMaker experience. It introduces the concept of a template and how to use existing templates. It introduces paragraph and character formats and catalogues as well as master and reference pages. It presents the technique for use both in setting up automatic formatting and in overriding format rules.
Length:	Classroom Duration: 3 days Virtual Duration: 12 x 2 hours
Topics	<ul style="list-style-type: none">• Paragraph and character styles• Auto-numbering• Page layout• Running headers and footers• Table layout• Anchored frames• Markers• Variables• Cross-references• Table of contents, generated lists and indexes.



FrameMaker - Defining Structure: EDDs and Conversion Tables

Who should attend this course:	Anyone who needs to create Element Definition Documents (EDDs) for structured templates for use with FrameMaker (Structured).
Pre-Requisites:	The <i>Authoring Structured Documents</i> training course or a good working knowledge of the FrameMaker (Structured) authoring environment. A working knowledge of formatting FrameMaker documents. Experience with SGML/XML is helpful but not required.
Course Content:	This class teaches you how to build a structured template suitable for use with FrameMaker (Structured). Its main focus is on design and implementation of FrameMaker (Structured) element definition documents (EDDs). A second topic is conversion tables used to add structure to existing unstructured FrameMaker documents and documents imported from common word processors.
Length:	Classroom Duration: 2 days
Topics	<ul style="list-style-type: none">• Defining FrameMaker elements and attributes in an Element Definition Document (EDD).• Validating an EDD• Importing element definitions into a structured template.• Specifying context-dependent format rules• Specifying object format rules.• Using hierarchical styles to control document formatting.• Using inclusions and exclusions.• Defining automatic insertion of elements.• Defining prefix and suffix rules.• Creating format change lists.• Conversion tables for legacy documents.• Generating and updating conversion tables.



FrameMaker - Importing/Exporting SGML or XML

Who should attend this course:	SGML/XML application designers and anyone else who needs to understand and potentially modify the default translation between FrameMaker (Structured) documents and SGML/XML documents.
Pre-Requisites:	The <i>Authoring Structured Documents</i> training course or a good working knowledge of the FrameMaker (Structured) authoring environment. Ability to work with FrameMaker (Structured) templates. Basic knowledge of SGML/XML concepts and syntax including familiarity with DTDs. The <i>Defining Structure: EDDs and Conversion Tables</i> training course or familiarity with developing EDDs.
Course Content:	This course discusses the relationship of FrameMaker to SGML/XML and the translation of documents between the two forms. In particular, this course teaches you how to set up FrameMaker applications that allow you and your end users to open SGML/XML documents in FrameMaker and to save them back out. It covers automatic conversion of FrameMaker (Structured) EDDs and SGML DTDs as well as conversion of document instances. The course describes the default translation FrameMaker employs in the absence of any customization as well as read/write rules that can be used to modify the translation.
Length:	Classroom Duration: 2 days
Topics:	<ul style="list-style-type: none">• The correspondence between FrameMaker (Structure) constructs and SGML/XML constructs• Converting between SGML/XML DTDs and FrameMaker EDDs.• Document instances and FrameMaker Structured documents.• Creating FrameMaker Structured applications.• Working with SGML/XML application files.• Creating read/write rules.• Understanding the default translation for elements, attributes, entities, graphics, cross-references and other special objects.• Mapping SGML/XML elements to FrameMaker objects such as tables, graphics, equations and cross-references.• Renaming elements and their attributes or attribute values.• Dropping SGML/XML elements or their content on import to FrameMaker.• Dropping FrameMaker elements or their content on export to SGML/XML.